

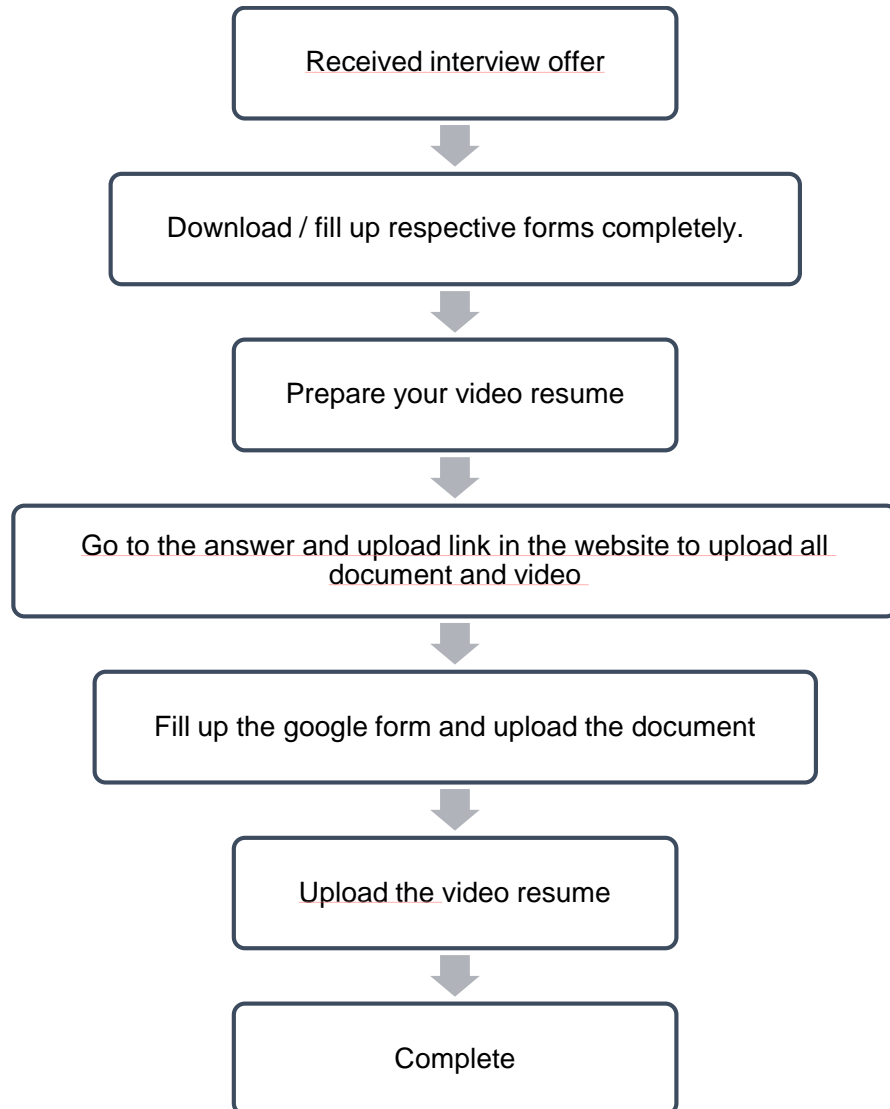


Bachelor of Aeronautical Engineering Technology
(Aircraft Maintenance) with Honours [BDM]

Interview details

Route for your interview (Semester 1, Session 2020/2021)

1. Flowchart of the online interview process



2. Guidance in preparing the video resume

No.	Item	Duration	Note
1	Introduce yourself (background of candidate and family)	~ 1 minute	Must
2	Explain the reason for the selection of the programme.	~ 1 minute	Must
3	Explain your plan to pay the license fee.	~ 1 minute	Must
4	Discuss aircraft maintenance in general.	~ 2 minutes	Must
5	Discuss life of a licensed aircraft maintenance engineer.	~ 1 minutes	Must
6	Read clearly either one of the texts provided. (Please download and make them ready for the video)	-	Must
7	Walk for a few meters in a full shot.	a few seconds	Must
8	Show clearly both sides of your hands.	a few seconds	Must
9	Showcase your skill in using a spanner/wrench and a screwdriver.	a few seconds	Must

Note

1. Make sure your video is clear.
2. Use formal English.
3. Ensure that the total video duration is in between 7-10 minutes.

Tips

HOW TO MAKE A UNIVERSITY APPLICATION VIDEO

- 

1 Test your devices
Clean your camera or webcam lens and check the audio function on your device.
- 

2 Plan your video
Brainstorm and prepare your main ideas. Refer to your qualifications and experience.
- 

3 Set the scene and dress the part
Dress formally. Choose a quiet and well-lit area with a neutral background.
- 

4 Communicate clearly
Be clear and concise. Maintain eye contact by looking into the camera.
- 

5 Sell yourself
Express how you will be a good fit for the university and course. Showcase your personality, motivation and goals.
- 

6 Demonstrate your skills
Show rather than tell how your skills and knowledge are relevant to the course.
- 






7 Edit and submit
Edit and watch your video before submitting. Follow the time limit and other rules given.

 <https://www.facebook.com/MindCampus1/>

 <https://www.instagram.com/mindcampus.my/>



3. List of forms and documents

No	Form	Download
1	Medical checkup report/ Laporan pemeriksaan kesihatan	
2	Declaration form of student financial undertaking affidavit / Borang pengisytiharan akujanji jaminan kewangan pelajar bagi yuran pelesenan	
3	Checklist of upload documents and declaration/ Senarai semak dokumen muat naik dan pengesahan calon	
4	Income confirmation form / Borang pengesahan pendapatan	
5	Interview text / Teks temuduga	

4. The answer and upload link (<https://forms.gle/C76GYFDGANMWWVh9o8>)

Please make sure that the documents below are prepared earlier accordingly

- a. Mykad candidate, parents/ guardians (Mykad calon, ibu dan bapa/penjaga)
- b. Video resume
- c. Medical checkup report (Laporan pemeriksaan kesihatan)
- d. Declaration form of student financial undertaking affidavit (Borang pengisytiharan akujanji jaminan kewangan pelajar bagi yuran pelesenan (Borang affidavit) yang telah dimatikan setem hasil RM 10)
- e. Birth certificate candidate, parents/ guardians (Sijil kelahiran calon, ibu dan bapa/penjaga)
- f. Monthly Income statement parents/ guardians (Penyata Pendapatan bulanan ibu dan bapa/penjaga)
- g. Checklist of upload documents and declaration (Senarai semak dokumen muat naik dan pengesahan calon)
- h. Certificate MUET (Sijil akademik MUET)
- i. Certificate SPM (Sijil akademik SPM)
- j. Certificate and transcript MATRICULATION /STPM/ DIPLOMA (Sijil dan transkrip MATRIKULASI /STPM/ DIPLOMA)

5. Please note that the submission deadline is 13 June 2020 (8.00 am)